

HEALTH IS THE HEART OF OUR BUSINESS.

# CARDIOPART 12 WLAN

A CONVINCING WORKFLOW  
WIRELESS, ROBUST, ULTRAMOBILE AND HYGIENIC



CARDIOLEX GROUP



MANAGE COMPLEX DATA EASILY



# A CONVINCING WORKFLOW WIRELESS, ROBUST, ULTRAMOBILE AND HYGIENIC

In daily routine, ECG machines need to be wheeled around hospitals to collect ECG at the bedside. This can often be difficult and time consuming requiring the use of elevators.

The AMEDTEC solution is a 12-lead resting ECG which fits into your pocket. Its compact design is equipped with a brilliant display and available on a 24/7 basis. Chargeable using the associated docking station.

- compact and easy to disinfect, which guarantees mobility and hygiene in daily routine use
- modern, precise measuring technology using Wi-Fi data transfer
- incorporating integrated bar code scanner to read patient information
- complete integration of patient data and orders from AMEDTEC ECG<sup>pro</sup>® data management system and thus from HIS/PACS or practice software
- particularly suitable for paperless workflow including mobile order lists

Precise data acquisition, intuitive operation and fast flow of information. Well thought out and application-oriented

- automatic recording of resting and rhythm ECGs
- ECG interpretation using the Hanover ECG System, HES®
- reliable PM detection thanks to the high sampling rate



# DIGITAL CARDIAC DIAGNOSTICS

Paperless, no additional mechanical parts, and easy-to-clean. AMEDTEC has designed a device that meets the requirements of modern day-to-day work in hospitals.

The benefits at a glance:

- low costs
- no thermal paper needed
- absolutely hygienic
- ultramobile

## MOBILE ECG

The sensible use of resources means achieving extensive benefits with a minimal amount of time and effort. It saves your nursing staff the laborious job of transporting the ECG machines backwards and forwards and the time-consuming task of scanning printed results.

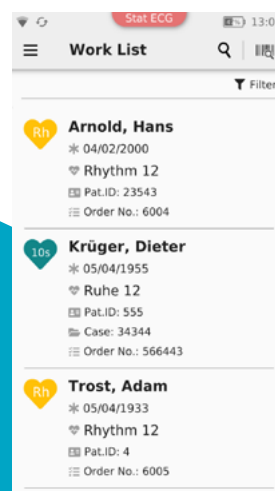
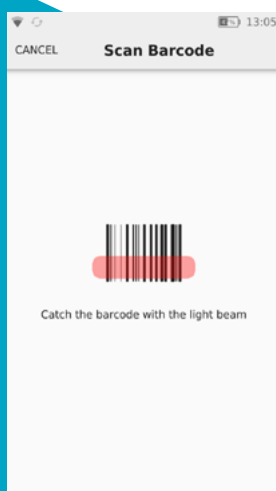
The intelligent, mobile response is the CardioPart 12 WLAN. You can use the system at any location as a resting and rhythm ECG. The system automatically synchronises all the collected data immediately with the central server via network. Every physician can access it immediately after the examination.

## SIMPLY INTUITIVE

Need to retrieve or enter patient information? Regardless of where the ECG is recorded, data acquisition and transfer are carried out on a mobile basis. The integrated bar code scanner retrieves the patient information and assigns the examination results.

## DATA MANAGEMENT

AMEDTEC's approach is consistently user-friendly. You can integrate the CardioPart 12 WLAN into any hospital information system. Smooth operations with ECG order lists are guaranteed using DICOM and HL7. No expensive additional interfaces are required. AMEDTEC *ECGpro*<sup>®</sup> manages the synchronisation of patient and examination data.



## LAN PORT

No Wi-Fi? The data will be synchronised via LAN connection to the hospital network. As soon as you put the CardioPart 12 WLAN into the docking station, the system syncs data automatically with the server.



CardioPart 12 WLAN Dock

## ELECTRODE CHECK

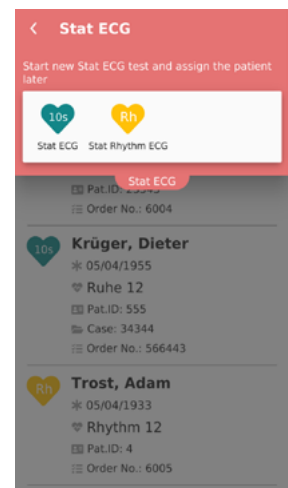
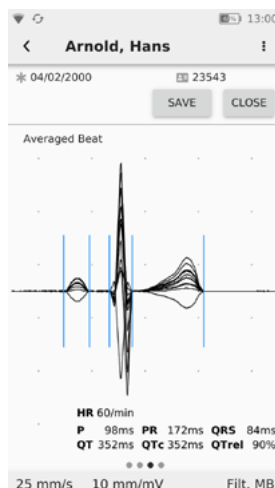
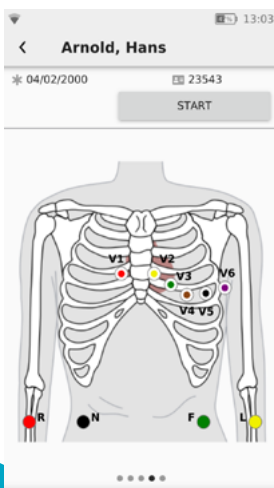
Accurate usable ECG data can only be collected if the electrodes are attached properly. For this reason, the CardioPart 12 WLAN checks whether this is the case. If there is a problem, this is indicated on the display. The corresponding electrode flashes in the overview, telling where improvement is needed.

## AUTOMATIC ECG INTERPRETATION

AMEDTEC *ECGpro*<sup>®</sup> uses the Hanover ECG System, HES<sup>®</sup>, for measurement and interpretation. The system has taken part in every CSE (Common Standard of Electrocardiography) test. It is valid as a standard for automatic measurement and interpretation of electrocardiograms on a worldwide basis. Validation was carried out by independent test centres. HES<sup>®</sup> measures and interprets the ECG data in detail and generates a diagnostic recommendation.

## STAT ECG / FOLLOW-UP COLLECTION OF PATIENT DATA IN THE HIS




In emergency situations, the first priority is to save lives. For this reason, the CardioPart 12 WLAN has a Stat ECG function. In practical terms, this means: You can quickly write ECGs at any time and without the need for an order from HIS/PACS. During recording, the system registers date and time. The integrated keypad allows entry of additional patient notes. With this information, the assignment of the recording to the corresponding patient record can be done later.





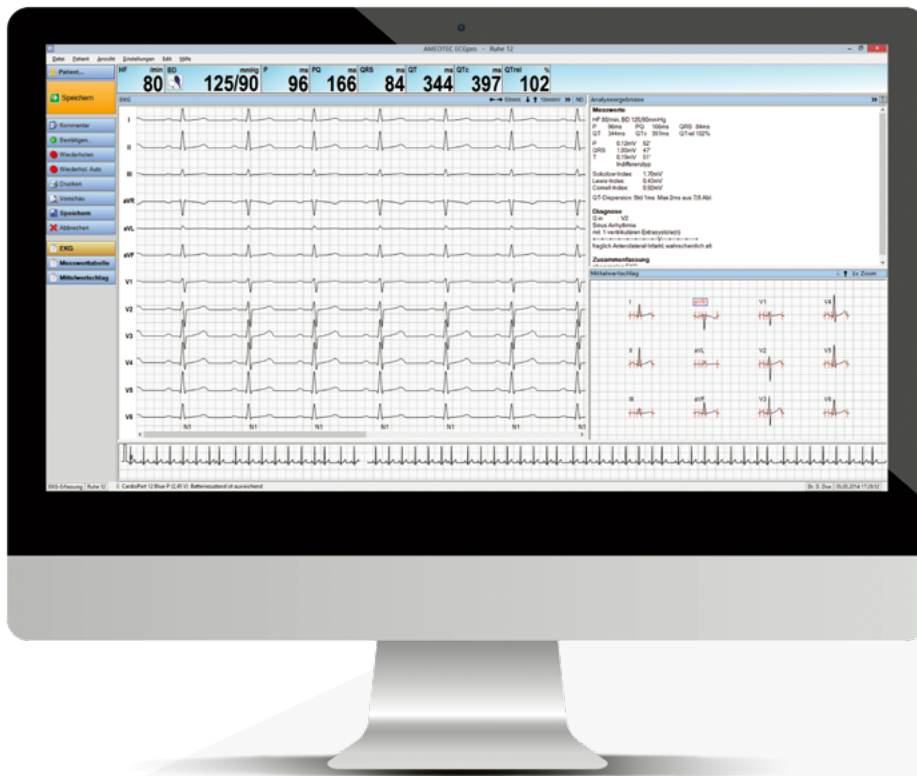


# AMEDTEC ECGenius

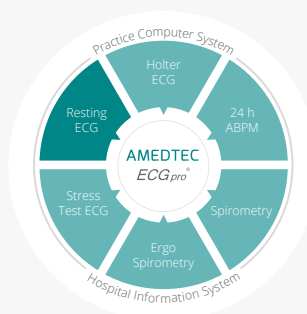


## TECHNICAL DATA OF CARDIOPART 12 WLAN

Sampling rate	16 kHz on each of the 10 electrodes
A/D converter	24-bit ADU
Resolution	1 µV/LSB [0.01 mm]
Pacemaker detection	Digital monitoring of all the electrodes
Electrode test	ECG preview, noise analysis
Patient cable connector	15-pin D-sub for 10-wire patient cable
Display	High-resolution 12.7 cm (5") OLED touch screen display
Network interfaces	WLAN (802.11b/g/n, 2.4 GHz), LAN (10/100Mbit, RJ45)
Bar code scanner	1D bar codes and 2D matrix codes (QR code)
Classification	Risk class IIa
Power supply	ECG device: Internal lithium-ion battery, up to 6 hours of ECG recording, charging via docking station
Applied part	Type CF, defibrillation-protected with associated patient cable
Dimensions, weight	ECG device: approx. 160 x 80 x 25 mm (L x W x H), approx. 330 g
Standards, directives	DIN EN 60601-1, DIN EN 60601-1-2, DIN EN 60601-2-25, RED 2014/53/EU, MDD 93/42/EEC



AMEDTEC Medizintechnik Aue GmbH  
 Schneeberger Straße 5 · 08280 Aue · Germany  
 Phone: +49 (0)3771 59 82 70  
 Fax: +49 (0)3771 59 82 790  
 info@amedtec.de · www.amedtec.de



**CE** DIN EN ISO  
 0494 13485

Errors and omissions excepted  
 M0739 011-0476-2\_05